



South Montebello Irrigation District 2023 Consumer Confidence Report

Drought Update

It's important to note that while the overall drought conditions have improved, water supply shortages persist in some regions, particularly those dependent on groundwater. The state continues to implement measures to support water resilience and conservation. California continues to emphasize the importance of water conservation.

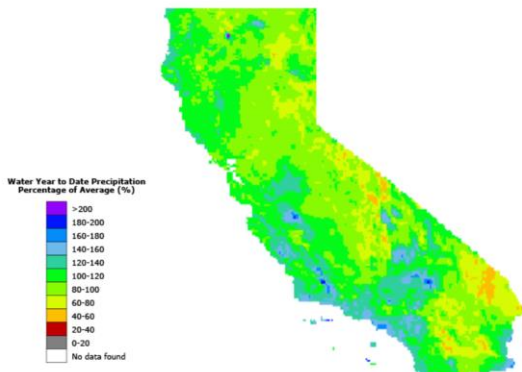
The State Water Resources Control Board proposes new regulations to manage urban water use effectively. Initial rules faced criticism for being overly complex and inflexible. In response, the board has revised the regulations, focusing on water budgets for cities and water agencies rather than individual households. The proposed changes aim to save water equivalent to the usage of half a million households each year.

Climate change is causing extreme weather patterns, making water conservation essential even during wet periods. The designed regulations will ensure long-term water availability and prevent emergency measures during droughts. By 2027, large cities and water districts will likely need to establish annual water-use budgets. The new timeline extends the deadline for outdoor water use reduction to 2040, with potential fines for non-compliance. A vote on the regulations is expected in July. The goal is to instill water conservation as a core aspect of California's lifestyle, ensuring sustainability for future generations.

South Montebello Irrigation District acknowledges the community's efforts in water conservation and emphasizes that this level of conservation is the new normal for California. Residents are encouraged to continue conserving water and adhere to designated watering days and times.

For more information on the Drought from Website: <https://drought.ca.gov/>

Water Year to Date Precipitation Percentage of Average (%) - 06/17/2024



Lead and Copper Inventory

South Montebello Irrigation District (SMID) is in the process of investigating each individual water service in our district to determine what material each one is made of. The purpose of this investigation is to determine if there are any Lead service lines on the customer or water company side of the meter. All this information will be sent to the State Water Resources Control Board Division of Drinking Water to comply with the new Lead and Copper Rule Revisions before October 16, 2024. To date SMID has not found ANY Lead Service Lines.

Watering Days: Monday and Thursday Odd # Addresses (Example: 1601 Date St.)
Tuesday and Friday Even # Addresses (Example: 1602 Date St.)
Watering Time: Any time between 5:00 PM and 9:00 AM
Watering Duration: 10 minutes per sprinkler station or irrigation zone

**Please
Continue To
Conserve
Water**

We have a Website!

Please visit: <https://smid.specialdistrict.org>

SOUTH MONTEBELLO IRRIGATION DISTRICT 2023 ANNUAL WATER QUALITY REPORT

Since 1991, California water utilities have been providing information on water served to its consumers. This report is a snapshot of the tap water quality that we provided last year. Included are details about where your water comes from, how it is tested, what is in it, and how it compares with state and federal limits. We strive to keep you informed about the quality of your water, and to provide a reliable and economical supply that meets all regulatory requirements.

Where Does My Tap Water Come From?

Your tap water comes from local, deep groundwater wells that supply our service area shown on the adjacent map. The quality of groundwater delivered to your home is presented in this report.

How is My Drinking Water Tested?

Your drinking water is tested by certified professional water system operators and certified laboratories to ensure its safety. South Montebello Irrigation District drinking water from wells and distribution system pipes are routinely tested for bacterial, radiological and chemical constituents. The chart in this report shows the average and range of concentrations of the constituents tested in your drinking water during year 2023 or from the most recent tests. The State Water Resources Control Board, Division of Drinking Water (DDW) allows some constituents to be tested less than once per year because the concentrations of these constituents do not change frequently. Some of our data, although representative, are more than one year old. The chart lists all the constituents **detected** in your drinking water that have federal and state drinking water

standards. Detected unregulated constituents of interest are also included. We remain dedicated to providing you with a reliable supply of high quality drinking water.

How Do I Read the Water Quality Table?

Although we test for over 100 substances, regulations require us to report only those detected in your water. The first column of the water quality table lists substances detected in your water. The next columns list the average concentration and range of concentrations found in your drinking water. Following are columns that list the MCL and PHG or MCLG, if appropriate. The last column describes the likely sources of these substances in drinking water.

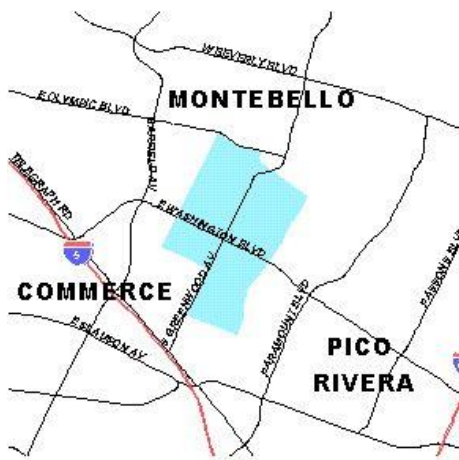
To review the quality of your drinking water, compare the highest concentration and the MCL. Check for substances greater than the MCL. Exceeding a primary MCL does not usually constitute an immediate health threat. Rather, it requires testing the source water more frequently for a short duration. If test results show that the water continues to exceed the MCL, the water must be treated to remove the substance, or the source must be removed from service. South Montebello Irrigation District distributes water that has been disinfected with chlorine to prevent bacterial growth in distribution pipes.

Why Do I See So Much Coverage in the News About the Quality Of Tap Water?

The sources of drinking water (both tap water and bottled water) include rivers, lakes, streams, ponds, reservoirs, springs and wells. As water travels over the surface of the land or through the ground, it dissolves naturally-occurring minerals and, in some cases, radioactive material, and can pick up substances resulting from the presence of animals or from human activity.

Contaminants that may be present in source water include:

- Microbial contaminants, including viruses and bacteria, that may come from sewage treatment plants, septic systems, agricultural livestock operations, and wildlife;
- Inorganic contaminants, such as salts and metals, that can be naturally-occurring or result from urban stormwater runoff, industrial or domestic wastewater discharges, oil and gas production, mining or farming;
- Pesticides and herbicides, that may come from a variety of sources such as agriculture, urban stormwater runoff, and residential uses;
- Organic chemical contaminants, including synthetic and volatile organic chemicals, that are byproducts of industrial processes and petroleum production, and can also come from gasoline stations, urban stormwater runoff, agricultural application, and septic systems;
- Radioactive contaminants, that can be naturally-occurring or be the result of oil and gas production and mining activities.



All drinking water, including bottled water, may reasonably be expected to contain at least small amounts of some contaminants. The presence of contaminants does not necessarily indicate that water poses a health risk. More information about contaminants and potential health effects can be obtained by calling the U.S. Environmental Protection Agency (USEPA) Safe Drinking Water Hotline (1-800-426-4791). You can also get more information on tap water by logging on to these helpful web sites:

- <https://www.epa.gov/ground-water-and-drinking-water> (USEPA drinking water web site)
- https://www.waterboards.ca.gov/drinking_water/certlic/drinkingwater/publicwatersystems.html (DDW drinking water web site)

Lead has not been detected in our groundwater sources; however, lead in tap water can increase when water contacts plumbing materials in your home. If present, elevated levels of lead can cause serious health problems, especially for pregnant women and young children. Lead in drinking water is primarily from materials and components associated with home plumbing. South Montebello Irrigation District is responsible for providing high quality drinking water, but cannot control the variety of materials used in plumbing components. When your water has been sitting for several hours, you can minimize the potential for lead exposure by flushing your tap for 30 seconds to 2 minutes before using water for drinking or cooking. If you are concerned about lead in your water, you may wish to have your water tested. Information on lead in drinking water, testing methods, and steps you can take to minimize exposure is available from the Safe Drinking Water Hotline or at: <https://www.epa.gov/lead>.

What Are Water Quality Standards?

In order to ensure that tap water is safe to drink, USEPA and the DDW prescribe regulations that limit the amount of certain contaminants in water provided by public water systems. The U.S. Food and Drug Administration regulations and California law also establish limits for contaminants in bottled water that must provide the same protection for public health.

The chart in this report shows the following types of water quality standards:

- **Maximum Contaminant Level (MCL):** The highest level of a contaminant that is allowed in drinking water. Primary MCLs are set as close to the PHGs (or MCLGs) as is economically and technologically feasible. Secondary MCLs are set to protect the odor, taste, and appearance of drinking water.
- **Maximum Residual Disinfectant Level (MRDL):** The highest level of a disinfectant allowed in drinking water. There is convincing evidence that addition of a disinfectant is necessary for control of microbial pathogens.
- **Primary Drinking Water Standard:** MCLs and MRDLs for contaminants that affect health along with their monitoring and reporting requirements and water treatment requirements.
- **Regulatory Action Level (AL):** The concentration of a contaminant which, if exceeded, triggers treatment or other requirements that a water system must follow.

What is a Water Quality Goal?

In addition to mandatory water quality standards, USEPA and DDW have set voluntary water quality goals for some contaminants. Water quality goals are often set at such low levels that they are not achievable in practice and are not directly measurable. Nevertheless, these goals provide useful guideposts and direction for water management practices. The chart in this report includes three types of water quality goals:

- **Maximum Contaminant Level Goal (MCLG):** The level of a contaminant in drinking water below which there is no known or expected risk to health. MCLGs are set by the USEPA.
- **Maximum Residual Disinfectant Level Goal (MRDLG):** The level of a disinfectant below which there is no known or expected risk to health. MRDLGs do not reflect the benefits of the use of disinfectants to control microbial contaminants.
- **Public Health Goal (PHG):** The level of a contaminant in drinking water below which there is no known or expected risk to health. PHGs are set by the California Environmental Protection Agency.

Should I Take Additional Precautions?

Some people may be more vulnerable to contaminants in drinking water than the general population. Immuno-compromised persons such as persons with cancer undergoing chemotherapy, persons who have undergone organ transplants, people with HIV/AIDS or other immune system disorders, some elderly, and infants can be particularly at risk from infections. These people should seek advice about drinking water from their health care providers. The USEPA/Centers for Disease Control guidelines on appropriate means to lessen the risk of infection of *Cryptosporidium* and other microbial contaminants are available from the USEPA's Safe Drinking Water Hotline (1-800-426-4791).

Arsenic in Tap Water

While your drinking water meets the federal and state standard for arsenic, it does contain low levels of arsenic. The arsenic standard balances the current understanding of arsenic's possible health effects against the cost of removing arsenic from drinking water. The USEPA continues to research the health effects of low levels of arsenic, which is a mineral known to cause cancer in humans at high concentrations and is linked to other health effects such as skin damage and circulatory problems.

Source Water Assessment

The South Montebello Irrigation District conducted an assessment of its groundwater supplies in 2003. Groundwater supplies are considered most vulnerable to other animal operations, utility station maintenance areas, automobile body shops, automobile repair shops, electrical/electronic manufacturing, fleet/truck/bus terminals, illegal activities/unauthorized dumping, junk/scrap/salvage yards, automobile gasoline stations, dry cleaners, historic gasoline stations, furniture repair/manufacturing, and National Pollutant Discharge Elimination System/Waste Discharge Requirement permitted discharges. A copy of the approved assessment may be obtained in person at 437 South Bluff Road, Montebello, California 90640.

How Can I Participate in Decisions On Water Issues That Affect Me?

Board meetings of the South Montebello Irrigation District are held on the third Wednesday of each month at 5:00 p.m. at 437 South Bluff Road, Montebello, California 90640. These meetings provide an opportunity for public participation in decisions that may affect the quality and reliability of your water. Please call the South Montebello Irrigation District office at (323) 721-4735 during regular business hours Monday through Friday between 9 a.m. and 4 p.m. for the meeting schedule.

How Do I Contact My Water Agency If I Have Any Questions About Water Quality?

If you have specific questions about your tap water quality, please contact Mr. Joseph Vega at (323) 721-4735.

Este informe contiene información muy importante sobre su agua potable. Para más información o traducción, favor de contactar a Mr. Joseph Vega. Teléfono: 323-721-4735.

Announcing!



The Easiest Way to Pay Your Bill

Our new online bill payment option saves you time and gives you more flexibility in how you pay your bill.

If you have internet connection and an e-mail address, you can now pay your bill online. It's fast, it's easy. It's secure, and you no longer have to write a check each month or find a stamp when it's time to send in your payment.

Signing up is easy!

1. Go to www.xpressbillpay.com
2. Select "new to Xpress Bill Pay"
3. Fill out the brief form
4. Pay your bill or setup auto pay

How It works

When you sign up for online bill payment you get a unique password that you use to access your personal account. Every month you will receive a reminder e-mail to let you know when your bill is online.

Then, just log in through your Web Browser and view your bill, which will look like the paper statement you're familiar with. Select a payment type- debit, credit card, or electronic funds transfer- enter the information, and you are done.

It is easy and only takes a few minutes each month. Sign up today and see why this is the best way to pay your water bill.

EL DISTRITO DE IRRIGACIÓN DEL SUR DE MONTEBELLO INFORME ANUAL DE LA CALIDAD DEL AGUA DEL AÑO 2023

Desde 1991, las agencias proveedoras de recursos hidráulicos de California han emitido información sobre el agua que se provee al consumidor. Este informe es una copia del informe sobre la calidad del agua potable que le proveímos el año pasado. Incluimos detalles sobre el origen del agua que toma, cómo se analiza, que contiene, y cómo se compara con los límites estatales y federales. Nos esforzamos por mantenerle informado sobre la calidad de su agua, y proveerle un abastecimiento confiable y económico que cumpla con todos los requisitos.

¿De Dónde Proviene el Agua que Tomo?

Su agua de la llave proviene de las aguas subterráneas de uno o más pozos profundos. Estos pozos abastecen nuestra área de servicio que muestra el mapa adjunto. La calidad del agua que llega a su hogar se presenta en este informe.

¿Cómo Se Analiza Mi Agua Potable?

Su agua potable es analizada por operadores profesionales certificados del sistema del agua y por laboratorios certificados para garantizar su seguridad. El agua potable Del Distrito de Irrigación del Sur de Montebello, de pozos y tuberías de distribución del sistema, son rutinariamente sometidas a pruebas para componentes de bacteria, radioactividad u otros químicos. La tabla en este informe muestra el promedio y la variedad de concentraciones de los componentes analizados en su agua potable durante el año 2023 o de las pruebas más recientes. La Junta de Control de Recursos Hídricos del Estado, División de Agua Potable

(DDW) nos permite analizar algunas sustancias menos frecuentemente que los periodos anuales porque los resultados no cambian con frecuencia. Algunos de nuestros datos, aunque están representados, tienen más de un año. La tabla incluye todos los componentes **detectados** en su agua potable bajo las leyes estatales y federales. Componentes de interés no regularizados también han sido incluidos. Permanecemos dedicados a proveerle agua potable de la más alta calidad.

¿Cómo Interpretar Mi Informe de Calidad del Agua?

Aunque analizamos más de 100 sustancias, las normas nos requieren que reportemos solo aquellas que se encuentran en el agua. La primera columna en la tabla de la calidad de agua muestra la lista de las sustancias detectadas en el agua. La siguiente columna muestra la lista de la concentración promedio y el rango de concentraciones que se hayan encontrado en el agua que usted toma. En seguida están las listas del MCL, el PHG y el MCLG, si estos son apropiados. La última columna describe las probables fuentes u origen de las sustancias detectadas en el agua potable.

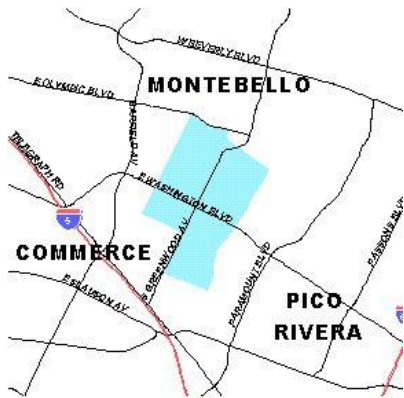
Para revisar la calidad de su agua de beber, compare la concentración más alta y los niveles máximos de contaminantes. Si los resultados superan el nivel de contaminantes, no constituye necesariamente una amenaza para la salud de inmediato. Más bien, se requiere analizar la fuente de agua con más frecuencia por un corto periodo. Si los resultados siguen siendo superiores a los niveles máximos permisibles de contaminantes, el agua debe ser tratada para cumplir con las normas primarias de agua potables o la fuente debe ser retirada del servicio público. Distribuyen el agua que ha sido desinfectada con cloro para prevenir el crecimiento de bacterias en las tuberías de distribución.

¿Por Qué Hay Tanta Publicidad Sobre La Calidad Del Agua Potable?

Las fuentes del agua potable (de ambas agua de la llave y agua embotellada) incluyen ríos, lagos, arroyos, lagunas, embalses, manantiales, y pozos. Al pasar el agua por la superficie de los suelos o por la tierra, se disuelven minerales que ocurren al natural, y en algunas ocasiones, material radioactivo, al igual que pueden levantar sustancias generadas por la presencia de animales o por actividades humanas.

Entre los contaminantes que pueden existir en las fuentes de agua se incluyen:

- Contaminantes microbiales como los virus y la bacteria, los que pueden venir de las plantas de tratamiento de aguas negras, de los sistemas sépticos, de las operaciones de ganadería, y de la vida salvaje;
- Contaminantes inorgánicos, como las sales y los metales, los cuales pueden ocurrir naturalmente o como resultado del desagüe pluvial, industrial, o de alcantarillado, producción de gas natural y petróleo, minas y agricultura.
- Pesticidas y herbicidas, los cuales pueden venir de varias fuentes tales como la agricultura, del desagüe pluvial, y de usos residenciales;
- Contaminantes de otras sustancias químicas orgánicas, incluyendo químicos orgánicos volátiles y sintéticos que son productos de procesos industriales y de la producción de petróleo, y que pueden provenir de las estaciones de gasolina, desagües pluviales urbanos, y agricultura aplicación y de sistemas sépticos;



- Contaminantes radioactivos, los cuales pueden ocurrir naturalmente o que pueden ser resultados de las actividades de la producción de gas natural y minería.

Toda el agua potable, incluyendo el agua embotellada, puede contener cantidades pequeñas de ciertos contaminantes. La presencia de contaminantes no necesariamente indica que haya algún riesgo de salud. Para más información acerca de contaminantes y riesgos a la salud favor de llamar a La Agencia Federal de Protección al Medio Ambiente (USEPA) encargada de proteger el agua potable al teléfono (1-800-426-4791). Usted puede obtener más información sobre el agua potable al conectarse al Internet en los siguientes domicilios:

- <https://www.epa.gov/ground-water-and-drinking-water> (página web de USEPA)
- https://www.waterboards.ca.gov/drinking_water/certlic/drinkingwater/publicwatersystems.html (página web de DDW)

Si está presente, los niveles elevados de plomo pueden causar serios problemas de salud, especialmente para las mujeres embarazadas y niños pequeños. El plomo en el agua potable es principalmente de materiales y componentes relacionados con las líneas de servicio y de plomería en casa. El Distrito de Irrigación del Sur de Montebello se encarga de proporcionar agua potable de alta calidad, pero no puede controlar la variedad de materiales utilizados en los componentes de la plomería. Cuando su agua potable no ha sido usada durante varias horas, usted puede reducir la exposición potencial de plomo dejando correr el agua de la llave de 30 segundos a 2 minutos antes de usar el agua para beber o cocinar. Si usted está preocupado acerca del plomo en su agua, puede que se le analice su agua potable. Puede obtener la información disponible llamando a la línea directa de USEPA Safe Drinking Water Hotline, sobre plomo en el agua potable, métodos de prueba o los pasos que pueden tomar para reducir al mínimo la exposición al plomo dirigiéndose a: <https://www.epa.gov/lead>.

¿Cuales Son las Normas de la Calidad del Agua Potable?

Con el fin de asegurar que el agua del grifo es segura para beber, USEPA y DDW imponen reglamentos que limitan la cantidad de ciertos contaminantes en el agua suministrada por sistemas públicos de agua. El U.S. Food and Drug Administration (FDA) y la ley de California también establece límites de contaminantes en el agua embotellada que debe proveer la misma protección para la salud pública.

La tabla en este informe muestra los siguientes tipos de normas de calidad del agua

- **Nivel Máximo de Contaminante (MCL, en inglés):** El nivel más alto de un contaminante que se permite en el agua potable. Los MCLs primarios se establecen lo más cerca posible, económicamente y tecnológicamente a los PHGs o MCLGs. Los MCLs secundarios se establecen para proteger el olor, sabor y apariencia en el agua de beber.
- **Nivel Máximo de Desinfectante Residual (MRDL, en inglés):** El nivel más alto de un desinfectante que se permite en el agua potable. Hay pruebas suficientes de que la adición de un desinfectante es necesario para mantener el control de los patógenos microbianos.
- **Norma Primaria del Agua Potable:** Los MCLs y MRDLs para contaminantes que afectan la salud junto con sus requisitos de monitoreo y presentación de informes y requisitos del tratamiento de agua.
- **Nivel de Acción Regulatorio (AL, en inglés):** La concentración de un contaminante que, si se excede, provoca el tratamiento u otros requisitos que un sistema de agua debe seguir.

¿Que son Objetivo de Calidad del Agua?

Además de las normas obligatorias de calidad del agua, la USEPA y DDW han establecido metas voluntarias para calidad del agua en algunos contaminantes. Los objetivos de la calidad del agua se han establecido en niveles tan bajos que no son alcanzables en práctica y no son directamente medibles. Sin embargo, estos objetivos proveen guías útiles y prácticas de dirección para el manejo del agua. La tabla en este informe incluye tres tipos de objetivos de calidad del agua:

- **Meta de Nivel Máximo de Contaminante (MCLG, en inglés):** El nivel de un contaminante en el agua potable bajo el cual no hay riesgo conocido o previsto asía la salud. Los MCLGs son establecidos por la USEPA.
- **Meta de Nivel Máximo de Desinfectante Residual (MRDLG, en inglés):** El nivel de un desinfectante bajo el cual no hay riesgo conocido o previsto hacía la salud. MRDLG no reflejan los beneficios del uso de desinfectantes para controlar los contaminantes microbianos.
- **Meta de Salud Pública (PHG, en inglés):** El nivel de un contaminante en el agua potable bajo el cual no hay riesgo conocido o previsto asía la salud. Los PHGs son establecidos por la Agencia de Protección Ambiental de California.

¿Debería Tomar Otras Precauciones?

Algunas personas pueden ser más vulnerables a los contaminantes en el agua potable que el público en general. Las personas que tienen problemas inmunológicos, o sea esas personas que estén en tratamiento por medio de quimioterapia cancerosa; personas que tienen órganos transplantados, o personas con HIV/AIDS o desordenes inmunológicos, personas de edad avanzada, y los bebés que son particularmente susceptibles a ciertas infecciones. Estas personas deben de consultar a sus proveedores de salud médica. Las guías de la USEPA/Centros de Control de Enfermedades aconsejan cómo disminuir los riesgos para prevenir

la infección de *Cryptosporidium* y otros contaminantes microbiales están disponibles por teléfono de la USEPA encargada de proteger el agua potable al teléfono (1-800-426-4791).

El Arsénico en el Agua del Grifo

Aunque su agua potable cumple con la norma federal y estatal para el arsénico, el agua todavía contiene niveles bajos de arsénico. La norma de arsénico equilibra el entendimiento actual de los efectos de arsénico de salud posible contra el costo de remover el arsénico del agua potable. La USEPA continúa investigando los efectos que causen los niveles bajos de arsénico a la salud. El arsénico es un mineral que puede producir cáncer en seres humanos que son expuestos a altas concentraciones y están vinculados a los efectos de salud tales como daño de la piel y problemas circulatorios.

Valoración de su Abastecimiento de Agua

El Distrito de Irrigación del Sur de Montebello condujo una valoración de su abastecimiento de aguas subterráneas en el 2003. El abastecimientos de aguas subterráneas es considerado más vulnerable a operaciones animales; a estaciones de utilidad y mantenimiento; a talleres automotrices de acabados exteriores; a talleres automotrices; a la manufactura de electricidad y productos electrónicos; a flotas, camiones, y terminales de autobuses; a actividades no autorizadas y relacionadas con los basureros ilegales, a basureros y áreas de almacenamiento para chatarra, a estaciones de gasolina; tintorerías; a estaciones históricas de gasolina; a la fabricación y reparación de muebles; y descargas permitidas. Una copia de la valoración aprobada puede ser obtenida en persona en el 437 South Bluff Road, Montebello, California 90640.

¿Cómo Puedo Participar en las Decisiones Sobre Asuntos Acerca del Agua Que Me Puedan Afectar?

Reuniones del Consejo de El Distrito de Irrigación del Sur de Montebello se llevan a cabo a el tercer miércoles de cada mes a las 5:00 p.m. en el 437 South Bluff Road, Montebello, California 90640. Estas reuniones ofrecen la oportunidad de participación pública en las decisiones que puedan afectar la calidad y la confiabilidad de su agua. Favor de llamar al El Distrito de Irrigación del Sur de Montebello al (323) 721-4735 durante horas hábiles de Lunes a Viernes de 9 a.m. a 4 p.m., para el horario de reuniones.

¿Cómo Me Pongo En Contacto Con Mi Agencia del Agua Si Tengo Preguntas Sobre La Calidad Del Agua?

Si usted tiene preguntas específicas sobre la calidad del agua potable, por favor llame al Señor Joseph Vega (323) 721-4735.

Anunciando!



La forma más fácil de pagar su factura

Nuestra nueva opción de pago de facturas en línea le ahorra tiempo y le da más flexibilidad en la forma de pagar su factura. Si tiene conexión a internet y una dirección de correo electrónico, ahora puede pagar su factura en línea. Es rápido, es fácil. Es seguro, y usted ya no tiene que escribir un cheque cada mes o encontrar una estampilla a la hora de enviar su pago.

Inscribirse es fácil!

1. Ir a www.xpressbillpay.com
2. Seleccione "Nuevo a Xpress Bill Pay"
3. Llene el breve formulario
4. Pague su factura o configura un pago automático

Cómo Funciona

Al registrarse en pago de facturas en línea obtendrá una contraseña única que utilizara para acceder a su cuenta personal. Cada mes recibirá por e-mail un recordatorio para hacerle saber cuándo la factura está disponible.

Luego, sólo tiene que iniciar sesión a través de su navegador Web y ver su factura, que tendrá una apariencia similar a la factura en papel acostumbrada. Seleccione un tipo de pago, tarjeta de crédito, débito o transferencia electrónica de fondos- introduce la información, y ya está hecho.

Es fácil y toma sólo unos pocos minutos cada mes. Inscríbase hoy mismo y vea por qué esta es la mejor manera de pagar su cuenta de agua.

SOUTH MONTEBELLO IRRIGATION DISTRICT 2023 ANNUAL WATER QUALITY REPORT

PRIMARY STANDARDS MONITORED AT THE SOURCE – MANDATED FOR PUBLIC HEALTH

CONSTITUENTS AND UNITS	GROUNDWATER		MOST RECENT TEST	MCL	PHG or (MCLG)	MAJOR SOURCES IN DRINKING WATER
	AVERAGE	RANGE				
ORGANICS						
Volatile Organic Chemicals (VOCs)	(a)	(a)	2023	Varies	Varies	VOCs of industrial origin were not detected in 2023.
INORGANICS						
Arsenic (µg/l)	2	ND - 7.8	2023	10	0.004	Erosion of natural deposits
Fluoride (mg/l)	0.28	0.23 - 0.32	2022	2	1	Erosion of natural deposits
Nitrate (mg/l as N)	0.81	0.4 - 1.4	2023	10	10	Runoff and leaching from fertilizer use/septic tanks
RADIOLOGICAL						
Gross Alpha (pCi/L)	ND	ND - 3.1	2019-2023	15	(0)	Erosion of natural deposits
Combined Radium (pCi/L)	ND	ND	2017-2019	5	(0)	Erosion of natural deposits
Uranium (pCi/L)	ND	ND	2017-2019	20	0.43	Erosion of natural deposits

PRIMARY STANDARDS MONITORED IN THE DISTRIBUTION SYSTEM – MANDATED FOR PUBLIC HEALTH

MICROBIALS	DISTRIBUTION SYSTEM		MOST RECENT TEST	MCL	MCLG	MAJOR SOURCES IN DRINKING WATER
	HIGHEST NUMBER OF DETECTIONS	NUMBER OF MONTHS IN VIOLATION				
E. coli	0	0	Tested weekly	(b)	0	Human and animal fecal waste

DISINFECTANT AND DISINFECTION BYPRODUCTS	DISTRIBUTION SYSTEM		MOST RECENT TEST	MCL	PHG	MAJOR SOURCES IN DRINKING WATER
	AVERAGE	RANGE				
Trihalomethanes (µg/l)	17	4.9 - 17	Tested annually	80	-	Byproduct of drinking water disinfection
Haloacetic Acids (µg/l)	2.7	ND - 2.7	Tested annually	60	-	Byproduct of drinking water disinfection
Free Chlorine Residual (mg/l) (c)	1.2	0.4 - 1.5	Tested weekly	4.0 (d)	4 (e)	Drinking water disinfectant added for treatment

AT THE TAP LEAD AND COPPER	DISTRIBUTION SYSTEM		MOST RECENT TEST	ACTION LEVEL (AL)	PHG	MAJOR SOURCES IN DRINKING WATER
	90 TH PERCENTILE	# SITES ABOVE AL				
Copper (mg/l)	0.90 (f)	0 / 31	2022	1.3	0.3	Internal corrosion of household plumbing
Lead (µg/l)	ND (f)	0 / 31	2022	15	0.2	Internal corrosion of household plumbing

SECONDARY STANDARDS MONITORED AT THE SOURCE – FOR AESTHETIC PURPOSES

MINERALS / PHYSICALS	GROUNDWATER		MOST RECENT TEST	MCL	PHG	MAJOR SOURCES IN DRINKING WATER
	AVERAGE	RANGE				
Chloride (mg/l)	36	33 - 40	2022	500	-	Erosion of natural deposits
Conductivity (umhos/cm)	480	440 - 560	2022	1,600	-	Substances that form ions when in water
Iron (µg/l)	10	ND - 31	2022	300	-	Erosion of natural deposits
Manganese (µg/l)	5.3	ND - 16	2022	50	-	Erosion of natural deposits
Sulfate (mg/l)	64	51 - 78	2022	500	-	Erosion of natural deposits
Total Dissolved Solids (mg/l)	280	220 - 340	2022	1000	-	Erosion of natural deposits
Turbidity (ntu)	0.15	0.1 - 0.25	2022	5	-	Erosion of natural deposits

SECONDARY STANDARDS MONITORED IN THE DISTRIBUTION SYSTEM – FOR AESTHETIC PURPOSES

PHYSICALS	DISTRIBUTION SYSTEM		MOST RECENT TEST	MCL	PHG	MAJOR SOURCES IN DRINKING WATER
	AVERAGE	RANGE				
Color (color units)	ND	ND - 5	Tested monthly	15	-	Naturally-occurring organic materials
Odor (threshold odor number)	1	1	Tested monthly	3	-	Naturally-occurring organic materials
Turbidity (ntu)	0.18	ND - 0.88	Tested monthly	5	-	Erosion of natural deposits

ADDITIONAL CHEMICALS OF INTEREST

MINERALS	GROUNDWATER		MOST RECENT TEST	FOOTNOTES
	AVERAGE	RANGE		
Alkalinity (mg/l as CaCO3)	130	110 - 160	2022	(a) Over 50 regulated and unregulated organic chemicals were analyzed. None were detected at or above the reporting limit. (b) Routine and repeat samples are total coliform-positive and either is E. coli-positive or system fails to take repeat samples following E. coli-positive routine sample or system fails to analyze total coliform-positive repeat sample for E. coli. (c) Running annual average used to calculate MCL compliance. (d) Maximum Residual Disinfectant Level (MRDL) (e) Maximum Residual Disinfectant Level Goal (MRDLG) (f) 90th percentile from sampling at selected customer taps.
Calcium (mg/l)	44	37 - 58	2022	
Magnesium (mg/l)	9	7.6 - 10	2022	
Perfluorobutane Sulfonic Acid (ng/l)	3	ND - 7.4	2023	
Perfluorobutanoic Acid (ng/l)	<5	ND - 7.7	2023	
Perfluorodecanoic Acid (ng/l)	<3	ND - 4.4	2023	
Perfluoroheptanoic Acid (ng/l)	<3	ND - 5	2023	
Perfluorohexane Sulfonic Acid (ng/l)	<3	ND - 4.6	2023	
Perfluorohexanoic Acid (ng/l)	5.8	ND - 13	2023	
Perfluorooctane Sulfonic Acid (ng/l)	20	9.8 - 30	2023	
Perfluorooctanoic Acid (ng/l)	9.3	5.2 - 13	2023	
Perfluoropentanoic Acid (ng/l)	6.7	ND - 17	2023	
pH (standard unit)	7.8	7.6 - 8.1	2022	
Potassium (mg/l)	3.2	3 - 3.6	2022	
Sodium (mg/l)	36	32 - 39	2022	
Total Hardness (mg/l)	150	130 - 190	2022	

µg/l = micrograms per liter or parts-per-billion; mg/l = milligrams per liter or parts-per-million; ng/l = nanograms per liter or parts-per-trillion; pCi/L = picoCuries per liter; ntu = nephelometric turbidity units; µmho/cm = micromhos per centimeter; ND = not detected; < = average is less than the detection limit for reporting purposes; MCL = Maximum Contaminant Level; (MCLG) = federal MCL Goal; PHG = California Public Health Goal

Water Quality Updates

PFA's and Treatment Project

South Montebello Irrigation District has been working on developing a new treatment plant to remove perfluoroalkyl and polyfluoroalkyl substances (PFA's) from its drinking water. As mentioned last year, these groups of substances found in our local water supply are now regulated by the State Water Resources Control Board. The recent test results reported in this Water Quality Report fall above the notification and response levels in some of our wells. SMID will begin construction on this project this year and will continue to monitor the groundwater through required testing at our well sites every quarter.

Below is the PFA results throughout 2023 in Parts Per Trillion (PPT) units. The Notification Levels for PFOA is 5.1 ppt, PFOS is 6.5 ppt, PFBS is 500 ppt and PFHxS is 3 ppt. The Response limit for PFOA is 10 ppt, PFOS is 40 ppt, PFBS is 5000 ppt and PFHxS is 20 ppt. SMID began monitoring for PFBS and PFHxS during the second quarter of 2023.

		WELL 3	WELL 5	WELL 6	WELL 7
QUARTER 1	PFOA	13	5.2	-	8.8
Sampled	PFOS	22	9.8	-	30
3/29/2023	PFBS	-	-	-	-
	PFHxS	-	-	-	-
QUARTER 2	PFOA	-	9.7	-	5.8
Sampled	PFOS	-	18	-	19
5/18/2023	PFBS	-	4.9	-	0
	PFHxS	-	2.4	-	2.7
QUARTER 3	PFOA	13	9.9	-	6.4
Sampled	PFOS	19	14	-	19
8/19/2023	PFBS	6.7	2.1	-	0
	PFHxS	2.7	0	-	3.2
QUARTER 4	PFOA	12	8.4	-	-
Sampled	PFOS	21	21	-	-
11/29/2023	PFBS	5.6	3.3	-	-
	PFHxS	2.7	0	-	-
Average PFOA		9.5	8.3	-	5.25
Average PFOS		15.5	15.7	-	17

For more information of PFA's please visit the website: <https://www.waterboards.ca.gov/pfas/>

Well 6 was not sampled during 2023 and was placed in stand by status for emergency use only.

Well 3 was offline for repairs during the 2nd Quarter of 2023 and was not sampled for PFA's.

Well 7 was offline for repairs during the 4th Quarter of 2023 and was not sampled for PFA's.

Previous notifications for PFA's are posted on South Montebello Irrigation Districts website at:

<https://smid.specialdistrict.org/water-quality>

We are still serving the public behind closed doors from 8 a.m. to 4 p.m. Monday through Friday. You can make an appointment to pay your bill in person by calling 323-721-4735. We accept payments online using Xpress Bill Pay (www.xpressbillpay.com or 855-215-5363) or using the night deposit box outside our main office. Please call (323) 721-4735 for assistance.